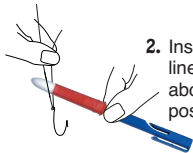


Don't fish without it!

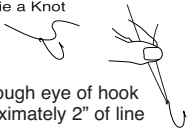
Knotter™ Instructions

The Fastest way to Tie a Knot

1. Thread line through eye of hook and hold approximately 2" of line between thumb and forefinger, leaving 1" of line hanging loose.



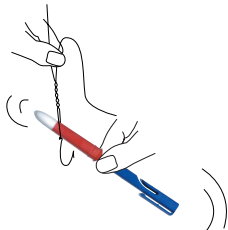
2. Insert **Knotter** between lines pointing tip up at about the 10 o'clock position.



4. Grab loose end of line by retracting spring-loaded tip.



3. Rotate tip of **Knotter** (in a circular motion) around 6 to 7 times, creating a twist in loop.



5. With line secured in tip, pull **Knotter** straight down through loop.



6. Pull knot tight on hook.

Kass Winns
Bloomington, Minnesota

952-944-5877

www.KassWinns.com